

# MARCH 2025

Daily literacy-building activities to share with your child.



SUNDAY

MONDAY

TUESDAY

WEDNESDAY

THURSDAY

FRIDAY

SATURDAY

**1 WRITING**

Using masking tape, write your child's name in large letters on the floor. Trace each letter by walking on it or by pushing a toy car.

**2 PLAYING**

Go for a walk outside, see if you can spot the following:  
*A Squirrel; A Car; A Tree; An Airplane*

**3 TALKING**

Play show and tell to build speaking confidence. Everyone chooses something they're interested in and talks about it.

**4 SINGING**

Sing about what you are doing.  
*This is the way we eat our food, eat our food, eat our food. This is the way we put on our shoes, etc.*

**5 COUNTING**

Have your child help you prepare a recipe by helping measure and count cups and spoonfuls.

**6 READING**

Write 'Yes' on one sticky note and 'No' on another. Ask your child questions and have them hold up the sticky note that matches their answer.

**7 WRITING**


Practice drawing facial expressions. Draw a happy face, a sad face, a surprised face, an angry face, a silly face.

**8 PLAYING**

Pretend you and your child are diving in the ocean. What might you see? Describe the beautiful marine life you see.

**9 TALKING**

Point to and name body parts.  
*Where is your mouth? Where are your ears? Where are your toes?*



**10 SINGING**

Gather some household items to use as instruments. Have a fun parade marching around the house singing and making music.


**11 COUNTING**

Say or sing "Five Little Froggies."  
*(Words are on the back. ➡)*



**12 READING**

Show your child a selection of books. Ask which they'd like to read first, second, etc.



**13 WRITING**

Invite your child to help you write an email or text message to a relative. Show how you pick out the letters on the keyboard.

**14 PLAYING**

Line up chairs and pretend to drive a city bus. Take turns driving and being the passenger. Call out the stops!

**15 TALKING**

Use a block to pretend to talk on the phone. Hand the block to your child and say, "They want to talk to you."

**16 SINGING**

Sing or say and act out "Here is the Beehive."  
*(Words are on the back. ➡)*



**17 COUNTING**


Use masking tape to measure yourself and your child on a wall. Compare the sizes. Who is taller? Who is shorter?

**18 READING**

Share what you are reading with your child. Read aloud a portion of a magazine, book, or newspaper that you are reading.

**19 WRITING**

Write a shopping list together. Take it to the store and check off the items as they are selected.



**20 PLAYING**

Pretend to be birds. Flap your wings and whistle and tweet. Talk about your favorite birds.



**21 TALKING**

Spring is here! Talk about what to expect in Springtime like warmer weather, rain and mud, flowers and trees beginning to blossom.

**22 SINGING**

Sing and dance "The Hokey Pokey."  
*(Words and actions are on the back. ➡)*

**23 COUNTING**

Build block towers, counting the blocks while you build.

**24 READING**

Make labels for common items in your home.

**25 WRITING**

Create a writing box together. Include paper and crayons. Decorate the outside and leave it within easy reach of your child.

**26 PLAYING**

Make a tent with sheets and furniture. Pretend you are camping. What do you see? What do you hear?

**27 TALKING**

Have your child "interview" family members or friends with fun questions. This encourages them to ask questions and listen actively.

**28 SINGING**

Create simple rhythmic patterns using claps, taps, and snaps. Ask your child to repeat the pattern.

**29 COUNTING**

Collect a variety of rocks and pebbles. Write numbers on each. Help your child put them in order.

**30 READING**

Take turns telling stories.

**31 WRITING**

Draw and decorate the alphabet together.

## Playing to learn new words.

Play is one of the best ways for children to learn language and literacy skills. Play helps children feel a sense of accomplishment and self-confidence. This motivates them to try new experiences and not to give up when something seems difficult.

Also, it's fun!

### FIVE LITTLE FROGGIES

Five little froggies sat on a shore.  
*(Crouch like a frog)*

One went for a swim, then there were four.  
*(Pretend to leap and swim off)*

Four little froggies  
*(Crouch like a frog)*

Looked out to sea.  
*(Put your hand at brow and look out to sea)*

One went swimming, and then there were three.  
*(Pretend to leap and swim off)*

Three little froggies said, "What can we do?"


One jumped in the water, then there were two.  
*(Pretend to leap and swim off)*

Two little froggies sat in the sun.  
*(Crouch like a frog)*

One swam off, and then there was one.  
*(Pretend to leap and swim off)*

One little froggie said "This is no fun!"

He dived in the water, and then there were none!



### HERE IS THE BEEHIVE

Here is the beehive. *(Make a fist)*

Where are the bees?

Hiding inside where nobody sees.

Watch them come creeping out of the hive,

One, two, three, four, five *(Release one finger at a time from the fist/hive)*

BUZZ-ZZZ *(Wiggle fingers)*

### THE HOKEY POKEY

You put your right foot in

You take your right foot out.

You put your right foot in

And you shake it all about.

You do the hokey pokey

And you turn yourself around.

That's what it's all about.

REPEAT WITH "LEFT FOOT," "RIGHT HAND," "LEFT HAND," AND "WHOLE SELF!"

# 1000 BOOKS BEFORE KINDERGARTEN

#### To Register:

- In person: Ask a staff member
- Online: Download the **Beanstack** app or visit [indypl.beanstack.org](http://indypl.beanstack.org)

#### How it Works:

- Read with your child and track your progress.
- Earn prizes when you reach 100, 500, and 1,000 books.



## Reading Ready Time

Join us for Reading Ready Time - a virtual library experience for children 3-6 years old.

The  
INDIANAPOLIS PUBLIC  
Library  
FOUNDATION

Register here to receive a link along with additional resources to support learning.

