

# Getting Started with Kanopy

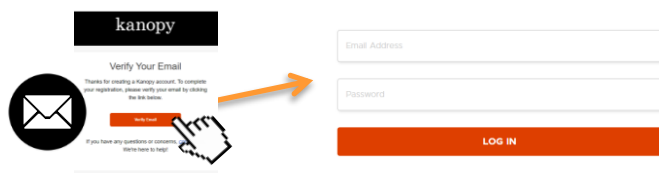
## Stream Movies, Documentaries, & More



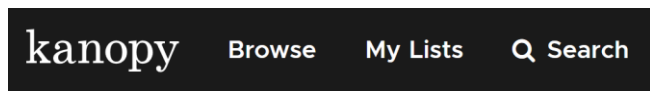
1. Go to <https://indypl.kanopy.com> to create an account with your library card number and pin (last four digits unless you have changed it).



2. Kanopy will send an e-mail with a link you must click to certify your account. Click the link and login when prompted.



3. Use the **Search** or **Browse** options to find genres and titles to watch.



4. Click the **See More** button to see more information about each title.



5. Click the **Play** button to start watching!



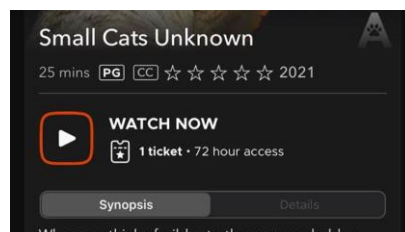
### Important Things to Know

► You can access Kanopy from any device or computer, including many streaming products. **Look for the free Kanopy app in your app store!**

► **Stream** (watch using the internet). You have **30 tickets** a month to use. Look for your tickets remaining near the ticket icon as pictured:



► Each title will show the number of tickets needed and the length of the viewing period.



► Once you have used all 30 tickets in a calendar month, you will not be able to play any more movies until the new month starts. On the **1st of the month**, you will be given a fresh quota of 30 tickets again.

You can also access Kanopy through the following streaming products:

