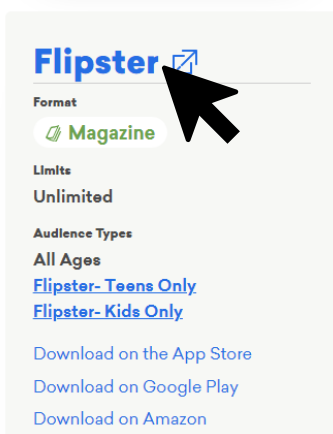


Getting Started with Flipster

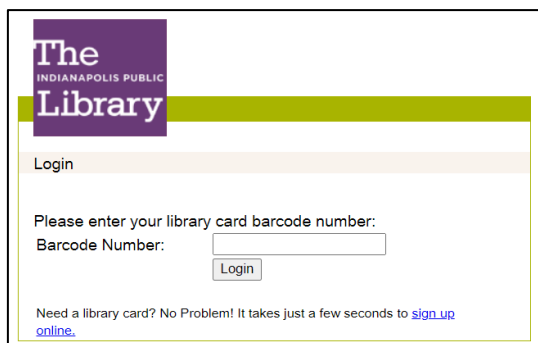
Read digital magazines with your browser



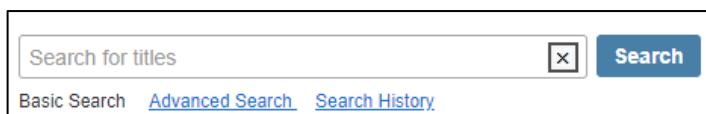
1. From the **eBooks and Streaming** tab on the **indypl.org** website, find the section for **Flipster**. Click on the name of the service to visit the Flipster website.



2. Login with your library card number.



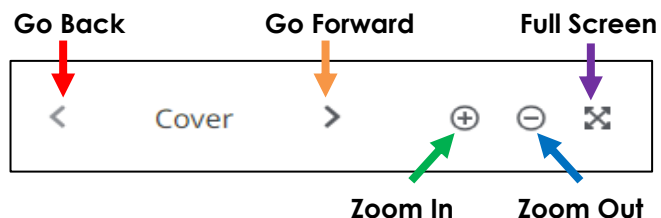
3. Use the **Search** bar to find specific magazines or browse through the **Categories**.



4. Click any **magazine title** or **Read This Issue** button to open the most recent edition.

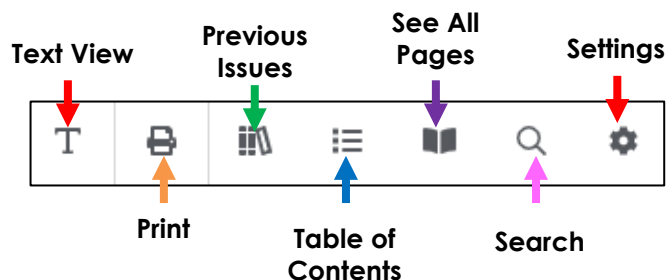


5. Use the controls at the bottom of the screen to turn the pages, zoom in or out, or use full screen view.



6. Use the controls at the top right to customize your reading experience.

You can navigate and search within the magazine, view all available issues, print, and adjust your reading preferences.



Important Things to Know


- You can read an **unlimited** number of magazines through Flipster!
- You can easily visit any website mentioned in the articles or ads by simply clicking on the magazine page.
- If you visit Flipster from a library computer or library Wi-Fi, you will **not** need to sign in with your library card number.

Getting Started with the Flipster App



Digital Magazines

1. From your app store, **download** and **open** the free **Flipster app**.



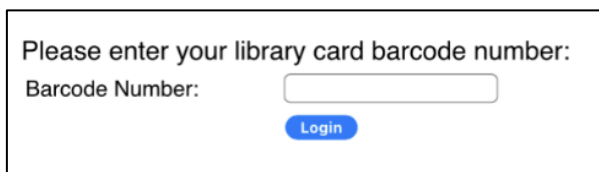
2. Tap the **Get Started** button.




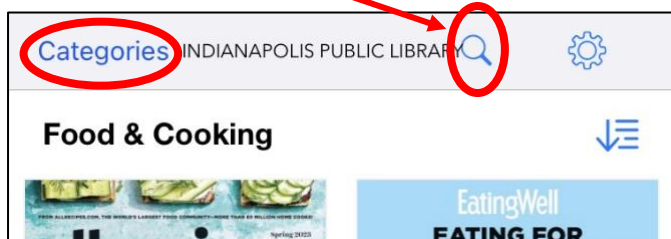
Next, search for your library by typing "Indianapolis" into the search box. Tap the **Log In** button next to Indianapolis Public Library in the results.



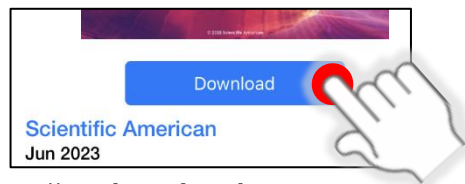
3. Enter your library card number and tap the **Login** button.



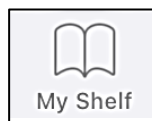
4. Tap the **Categories** or  **menu** button at the top left to browse through types of magazines or tap the **Search** button to search for a specific magazine title.



5. To read a magazine in the app, you must download it. Tap **any cover** and then tap **Download** on the next screen.




OR tap the **download arrow** underneath the cover.




All downloaded magazines will be added to the **My Shelf** section.

6. Some titles **expire after 2 or 7 days**, but any magazine can be downloaded again at any time. You can remove magazines from My Shelf by tapping the **trash can** button.



7. Tap the  **menu icon at the top right** to access the Table of Contents and easily jump to different articles.

8. Tap the  **icon** to read in full screen mode. Tap **Text View** to read text-only versions of articles. Tap **Page View** or the **Back arrow** button to switch back to viewing full pages.

